2018

LIFE SAVING RULES

Toolbox Talk

Energy Isolation

ENERGY SAFETY CANADA

SETTING THE STANDARD IN OIL AND GAS SAFETY

OUTLINE

- 10 Life Saving Rules
- Description of Energy Isolation Rule
- Additional Guidance
- Roles & Responsibilities
- Example Violations
- Related Life Saving Rules
- Summary



ENERGY SAFETY CANADA

ENERGY SAFETY CANADA'S 10 LIFE SAVING RULES

CONFINED SPACE

WORKING AT HEIGHT

WORK AUTHORIZATION

ENERGY ISOLATION

LINE OF FIRE



BYPASSING SAFETY CONTROLS

DRIVING

HOT WORK

SAFE MECHANICAL LIFTING

FIT FOR DUTY

ENERGY SAFETY CANADA

ENERGY ISOLATION LIFE SAVING RULE

- Verify isolation and zero energy before work begins
  - I have identified all energy sources
  - I confirm that hazardous energy sources have been isolated, locked, and tagged
  - I have checked there is zero energy and tested for residual or stored energy

ENERGY SAFETY CANADA

ADDITIONAL GUIDANCE

- **Energy sources** may be pneumatic, hydraulic, mechanical, gravitational, chemical, electrical, nuclear, thermal or any other energy that could cause injury
- For energy isolation to be an **effective barrier**, the energy must be turned off, locked out and tagged
- Specified **life-protection equipment** — such as electrical arc-flash or respiratory protection, or chemical-resistant gloves and suits — safeguard you from certain types of hazardous energy
- **Testing for residual or stored energy** may involve measuring pipeline pressure, gas detection, electricity and radiation

ENERGY SAFETY CANADA

AS A SUPERVISOR

- I confirm that isolation is in place and that no stored energy or other hazardous energy remains
- I ensure adequate systems, processes and equipment (e.g. locks, tags, etc.) have been used as per site requirements

ENERGY SAFETY CANADA

AS A WORKER

- I have the required training and knowledge to safely perform work
- I confirm with my supervisor or the person in charge that isolations are in place and it is safe to start work
- I ensure life-protecting equipment is used as indicated
- I never remove a lock that is not mine without authorization

ENERGY SAFETY CANADA

EXAMPLE VIOLATIONS

- Energy sources are not identified on the work permit or hazard assessment
- Hazardous energy is not turned off, locked and/or tagged
- Life-protecting equipment indicated on the work permit, hazard assessment or work procedures is not worn
- Someone else's lock is removed without authorization

ENERGY SAFETY CANADA

EXAMPLE VIOLATIONS - CONTINUED

- Testing for residual or stored energy is not conducted as per the work permit, hazard assessment or work procedures
- Piping is opened without verifying the line is depressurized
- Gas detection alarms are ignored
- Electrical measurements are not conducted to verify the circuit is no longer live

ENERGY SAFETY CANADA

RELATED LIFE SAVING RULES

HOT WORK

WORK AUTHORIZATION

FIT FOR DUTY



BYPASSING SAFETY CONTROLS

CONFINED SPACE

LINE OF FIRE

ENERGY SAFETY CANADA

SUMMARY

- Know your role and responsibilities in relation to the Energy Isolation rule
- Notify your supervisor immediately if your are unsure about how to comply with this rule in your work environment
- If you see a potential violation of the Energy Isolation rule, intervene — it could be the last chance to prevent a fatality
- Consistent application of the Life Saving Rules equates to saved lives
- These rules are essential to achieving industry's shared vision: zero injuries, zero incidents

ENERGY SAFETY CANADA

QUESTIONS?

ENERGY SAFETY CANADA