

# Move the gauge: Improving driver safety

December 15, 2020



# Good afternoon



**Rick Walters**

**Road Safety At Work**

Road Safety Program Manager

# Overview

1. Effective journey management
2. Distractions and infotainment systems
3. Pre-hire driver evaluations
4. Overview of Road Safety At Work
5. Questions and answers

# Journey management



# What is journey management?

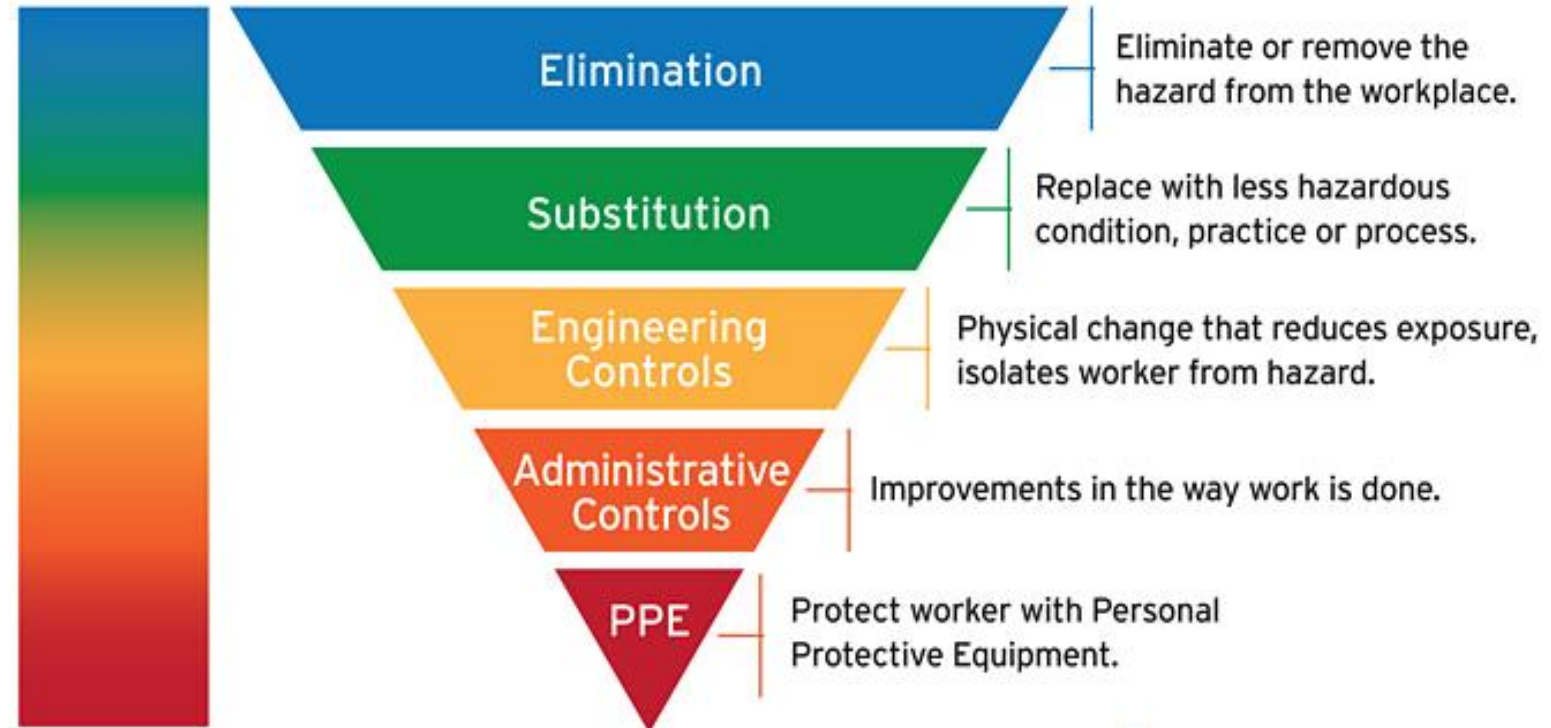
Journey management: process to eliminate or minimize exposure to driving-related hazards

1. Avoid unnecessary travel, driving
2. When driving is necessary, know and manage the associated risks

# Hierarchy of controls

**MOST**  
Effective  
Reliable  
Sustainable

## HIERARCHY OF CONTROLS



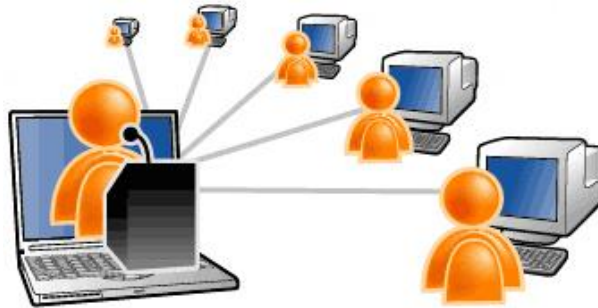
**LEAST**  
Effective  
Reliable  
Sustainable



# Avoid unnecessary travel



The **no-travel** alternatives – hazard elimination

- telephone, email, virtual meetings, video conferencing
- CCTV, drones, remote sensing, etc.



# What's the best way to get there?

- Plane
- Bus or taxi
- Ride share
- Walk or cycle





## If driving is necessary, minimize exposure to hazards

- 1** Identify hazards and assess risks.
- 2** Determine measures to avoid or minimize exposure.
- 3** Build those measures into trip plan.

# Annual risk assessments

## Annual risk assessment

- Identify driving hazards employees face
- Determine which ones pose greatest risks
- Set priorities
- Implement measures



# Manage day-to-day risks

- Think about the trip ahead.
- What hazards will you encounter?
- How will you deal with them?
- Use information to build ***trip plan*** that minimizes exposure to those hazards.

# Put journey management to work

- Free, mobile-friendly journey management tool
- 15 questions help prepare driver and vehicle for journey ahead
- 2 integrated trip plan forms
- Save / print / email to check-in contact



[TripCheck](#)

# Infotainment systems & distractions



# What is distracted driving?

Driver is  
mentally preoccupied by  
or  
physically engaged in  
tasks, events or objects  
not essential to driving.



# Four types of distractions

## VISUAL



Eyes on the road

## MANUAL



Hands on the steering wheel

## COGNITIVE



Mind on driving

## AUDITORY



Ears tuned to environment

# Distraction factor






# Have a distracted driving policy

- Examples on RSAW website
- Make expectations clear
- Involve employees
- Communicate it
- Implement it



# Set a good example

- Hands-on role in building and implementing
- Lead by example
- Communicate
  - Tailgate meetings
  - Walk-arounds
  - Ride-alongs
  - Newsletter, emails



# What else can you do?

- Remove built-in distractions
- Fix dangerous, inconsistent expectations
- Choose vehicles with user-friendly systems
- Learn how your system works
- Make adjustments *before* driving
- Let your co-pilot help
- Pull over



# Pre-hire driving evaluations



# Practical benefits

- Driving skills part of expected competencies
- Best way to observe skills and behaviours
- Cost-effective
- Helps you make good hiring decisions
- Bring in people with safe driving performance

# Legal requirements

**Motor Vehicle Act** – must not hire a person to drive unless they have a valid and appropriate class of driver's licence

**Occupational Health and Safety Regulation** – employee must not drive for work unless they demonstrate competency, know operating instructions

Pre-hire evaluations:

- a way to address legal requirements, due diligence
- match employee driving assignments with abilities
- understand what training is necessary for employee to develop the driving skills they need

# Build driving skills into job description

Know what driving skills employees need for work

Include competencies in hiring process

- Class of licence(s)
- Driving record
- Certifications
- Specific experience – loads, people, vehicles,

# Check driver's abstract



## EXAMPLE ONE

BRITISH COLUMBIA DRIVING RECORD SEARCH

P

LICENCE NO :  
TYPE : 5 YR RENEWAL  
BIRTHDATE :  
DRIVER STATUS : NORMAL  
FILE REFERENCE:

DRIVER CLASS: 500

EXPIRY DATE :  
ORIGINAL DATE:

NO RESTRICTIONS/ENDORSEMENTS

VIOLATION DISPOSITION AND DATE	ACT DESCRIPTION AND SECTION	PTS LOCATION
07NOV2014	MVA: Motor Vehicle Act 146.1 SPEED IN/OUTSIDE MUNICIPALITY	03 VANCOUVER

NO CORRESPONDENCE

THIS OFFICE HAS NO RECORD OF ANY PROHIBITIONS FROM DRIVING OR LICENCE SUSPENSIONS AS OF 07 JUNE, 2019

THIS SEARCH REPORTS ONLY CONTRAVENTIONS, PROHIBITIONS FROM DRIVING AND LICENCE SUSPENSIONS FOR THE PREVIOUS FIVE YEARS THAT HAVE BEEN RECEIVED AT THIS OFFICE AS OF 07 JUNE, 2019





# Evaluating driver's abstracts

Traffic Violations	Carrier Profile	Other information	Risk Rating	Potential Employee
Type of offence	Convictions	Injuries	Restriction Applied Actions	Hiring
Penalty points issued	Collision Points	Incident costs		
all minor offences	1 or less	previous incidents involve no injuries	LOW No company driving restriction applied. Obtain driver's abstract annually.	OK to hire
0 to 3 penalty points	2 or less	previous incidents incur no property damage or other costs		
all serious offences	2 to 3	previous incidents incur no injuries	MEDIUM Supervisor and manager determine driving restrictions. Quarterly monitoring and review with supervisor. Obtain abstracts semi-annually.	VP determine if suitable to hire
4 to 6 penalty points	up to 4	previous incidents incur less than \$7500 property damage or other costs		
all major offences	4 or more	previous incidents involve injuries	HIGH Manager and VP determine driving restrictions; assign additional supervision. Monthly monitoring until employee reaches medium risk.	DO NOT HIRE
7 or more penalty points	5 or more	previous incident(s) incur more than \$7500 property damage or other costs		

# Online practice tests

## ICBC Practice Tests

- [Full tests](#)
- [Sign tests](#)
- [Learn To Drive Smart Manual](#)

# Ride-along driver assessments

- Behind-the-wheel *show me* test
- Best way to evaluate driving skills and behaviours
- Hire third-party or “do it yourself”

# RSAW Driver Assessment Tool

- 30 – 45 minutes
- 20 objective criteria
- assessor = supervisor, manager, employee with proven driving skills

# RSAW Driver Assessment Tool

- [Roadsafetyatwork.ca](http://Roadsafetyatwork.ca)
- [Tool Kits / Driver Qualifications](#)
- explanatory guide, forms
- video shows you how - from start to finish

# An overview of Road Safety At Work



# What we do

## Vision

- Towards zero: Eliminating work-related motor vehicle incidents, injuries and deaths in BC.

## Objectives

- Increase BC employer and worker knowledge of their rights, responsibilities and safe work practices for work-related driving.
- Increase the number of BC workplaces that build, implement and improve their road safety policies, practices and programs.
- Increase engagement of BC employers and workers with Road Safety At Work.



# What we do

- Workshops
- Webinars
- Online courses
- Advisory services
- Presentations



# What we do

The screenshot shows the homepage of the Road Safety at Work website. At the top left is the logo, which consists of a stylized 'S' in a diamond shape followed by the text 'ROAD SAFETY AT WORK'. To the right of the logo are navigation links: 'Home', 'Login', and 'Contact Us'. Further right are social media icons for LinkedIn, Instagram, Facebook, and Twitter. Below these is a search bar containing the text 'Search: eg 'distracted driving''. A yellow navigation bar contains seven menu items: 'Why Road Safety Matters', 'Build Your Road Safety Program', 'Tool Kits', 'Online Courses', 'Workshops and Webinars', 'News & Events', and 'About Us'. The main content area features a large background image of a smiling man in a construction hard hat and safety vest. Overlaid on this image is the text 'Road safety is smart business.' Below this text is a row of five small profile pictures. At the bottom of the main content area, a dark grey banner contains the text 'Motor vehicle crashes are the leading cause of traumatic workplace deaths in BC.' Below this banner is a pink banner with the text 'COVID-19: [Click here](#) for important COVID-19 information and updates.' At the bottom left of the screenshot is the URL 'https://roadsafetyatwork.ca/#' and at the bottom right is a partially visible orange button with the text 'What is the most'.

# Tool Kits



# Tool Kits



# Tool Kits

[Road Safety Plan template](#)

[Tailgate meeting guides](#)

[Example policies and procedures](#)

[Vehicle inspection forms](#)

[Distracted driving](#)

[Managing impairment](#)

[Investigating MVIs](#)

[Roadsafetyatwork.ca](#)



# COVID-19 – resources

WorkSafeBC

[COVID-19 Safety Plan Template](#)

[COVID-19 health and safety: Designing effective barriers](#)

[Reviewing and updating your COVID-19 safety plan](#)

[Transportation and COVID-19 safety](#)

# COVID-19 – resources

## Other sources

[Federal guidance to protect drivers and limit spread of COVID-19 in commercial vehicle operations](#) - Govt Can

[COVID-19 Best Practices for Motor Coach Operators for the Safe Transportation of Passengers](#) - BCTA

[Protecting Camp Workers, Contractors and Employers Working in Natural Resource Sectors During the COVID-19 Pandemic](#) - Province of BC

[Best Practices for Commercial Passenger Vehicle Industry during COVID-19](#) –MoTI

## NIOSH (US)

- [Adapting Motor Vehicle Safety Practices During COVID-19](#)
- [How to Prevent the Spread](#)
- [Carpooling graphic](#)

## NRSPP (Australia)

- [Fact sheet on vehicle hygiene](#)
- [Video: Shared Vehicles: Stay Safe, Stay Well](#)

# Questions



Contact us with your questions

[rick.walters@roadsafetyatwork.ca](mailto:rick.walters@roadsafetyatwork.ca)





Visit our website for tools and resources

Register for a workshop or a webinar

<http://roadsafetyatwork.ca>



# Thank You!

## Follow Us On

